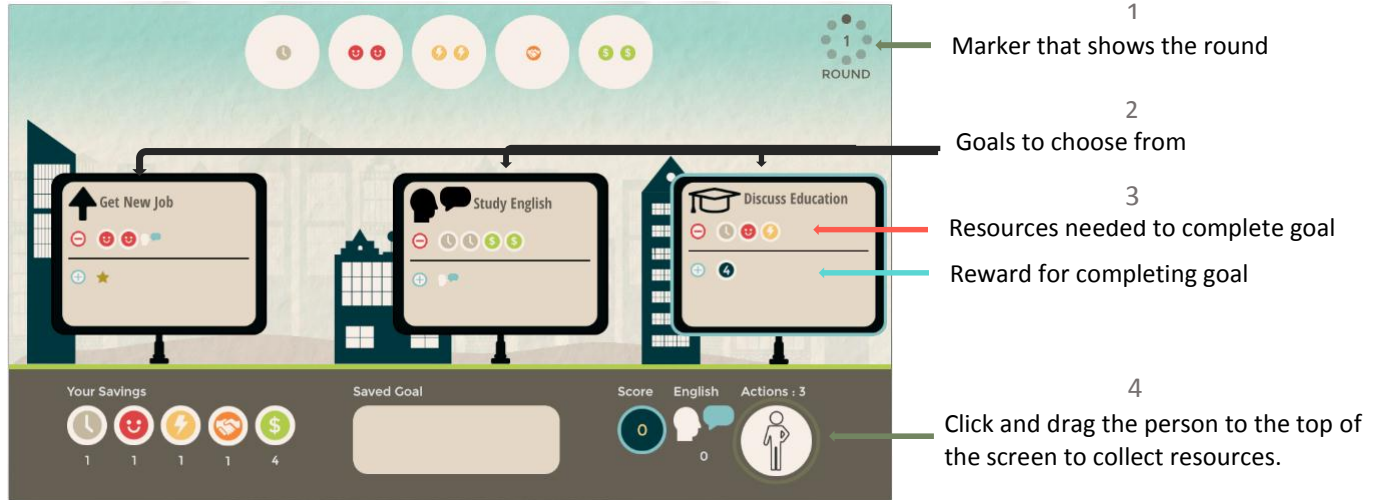


## Choosing My Way: How to Play



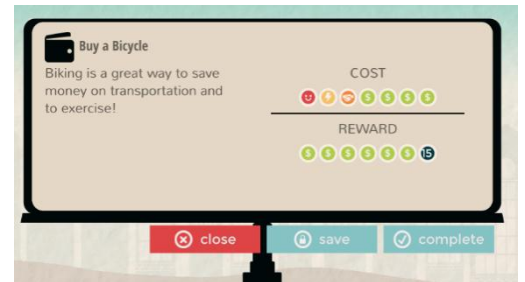
- Choosing My Way** is a video game in which players:
- ✓ Learn more about life after resettlement in the United States
  - ✓ Choose how to respond to opportunities and challenges
  - ✓ Think about how to manage limited resources

**Playtime:** 20-30 minutes per game




### HOW TO PLAY

1. You have 8 rounds to complete goals and score points.
2. Choose the goal or goals you would like to complete.  
Double click a goal to complete it, learn more about it, or save it for later.
3. Use resources to complete a goal.  
The resources you need for the goal are shown on the top of the goal.  
The reward for completing a goal is shown on the bottom.
4. To get resources, click and drag the person to the resources on top of the screen.  
You can choose 3 types of resources each turn.



5. If you have enough resources to complete a goal, the goal will have a blue outline.  
Double click the goal to complete it.
6. In addition to completing goals, you will also respond to situations that come up.



Good luck!

This document was developed with funding from the Bureau of Population, Refugees, and Migration, United States Department of State, but does not necessarily represent the policy of that agency and the reader should not assume endorsement by the federal government.